

Supporting Documents


Criteria: 4.3.4

Index


SL No.	Name of the Documents	Page No.
1	Audited Certificate of E-Content Development Equipment	1
2	Audited Certificate of E-Content Development Equipment (Video Editing Software)	2
3	Audited Income and Expenditure Statement of 2019-20	3-9

Certificate

This is to certify that the amount spent by the Institution for facilities for e-content development in the financial year 2019-20 of Rs.13.52 lacs which is included in the head "Class Room Equipment" amounting of Rs. 15.62 lacs in the schedule no 3 in the Audited Statement.

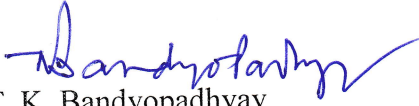

Name: Mr. Neelanjana Mitra
Designation: Accounts Officer


ACCOUNTS OFFICER
NARULA INSTITUTE OF TECHNOLOGY
81, Nilgunj Road, Agarpara
Kolkata - 700 109


Name: Prof. (Dr) M. R. Kanjilal
Designation: Principal

Principal
NARULA INSTITUTE OF TECHNOLOGY
81, Nilgunj Road, Agarpara, Koi-109

For Bandyopadhyay Associates
Chartered Accountants.


T. K. Bandyopadhyay
(Proprietor)








Narula Institute of Technology

81, Nilgunj Road, Agarpara, Kolkata-700 109
Phone: +91 33 2563 8888 / 7777, Telefax: +91 33 2583 7029
Website: www.nit.ac.in, Email : info@nit.ac.in

Certificate

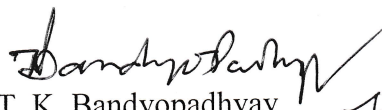
This is to certify that the amount spent by the Institution to create the facilities for e-content development in the month of April, 2020 of Rs.5.26 lacs on account of license fees of video editing software.


Name: Mr. Neelanjana Mitra
Designation: Accounts Officer



Name: Prof. (Dr) M. R. Kanjilal
Designation: Principal

For Bandyopadhyay Associates
Chartered Accountants.

Principal



T. K. Bandyopadhyay
(Proprietor) 06/09/2020





AUDITORS' REPORT

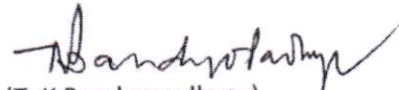
We report that, We have audited the Balance Sheet as at 31st March 2020 of Narula Institute of Technology of 81, Nilgunj Road, Agarpara, Kolkata 700109, Cash flow, Income & Expenditure Account as on that date, including schedules annexed herewith as drawn up from the Computerized Systems of books of Accounts maintained by the College along with Bills, vouchers, registers, Bank Statement and other relevant documents which are in agreement therewith and found the same are in order.


In our opinion, Proper books of Accounts have been maintained in computerized systems by the College Authority.

All the information and explanations which are required for the purpose of Audit were complied with.


Dated: 05.11.2020
(Sheraphuli, Hooghly)

For Bandyopadhyay Associates
Chartered Accountants.


(T. K Bandyopadhyay)
M.No. 051181



Attested


06/19/2021

Principal

NARULA INSTITUTE OF TECHNOLOGY
81, Nilgunj Road, Agarpara, Kolkata-109

NARULA INSTITUTE OF TECHNOLOGY
UNIT OF NARULA EDUCATIONAL TRUST
81, NILGANJ ROAD, KOLKATA.

BALANCE SHEET AS AT 31.03.2020

SOURCES OF FUNDS	SCH NO	AMOUNT IN Rs.	
		AS AT 31.03.2020	AS AT 31.03.2019
CAPITAL FUND	1	116,173,466	118,777,838
RESERVES & SURPLUS	2	-	-
		116,173,466	118,777,838
APPLICATION OF FUNDS			
FIXED ASSETS			
Opening Gross Block	3	404,514,318	346,036,159
Add: Addition during the year		65,057,440	68,998,044
Less: Grant-in-aid		17,447,964	10,519,885
Less: Depreciation		282,701,630	259,442,723
Closing Net Block		169,422,164	145,071,595
Add: Capital Work in progress		10,419,037	35,216,539
ADD : Capital Advance	4	359,439	724,853
CURRENT ASSETS, LOANS & ADVANCES	5	180,200,640	181,012,987
CASH & BANK BALANCE	5A	41,121,557	41,640,913
INVESTMENT	5B	487,022	483,288
FEES RECEIVABLE	5C	31,759,734	26,962,458
LOANS & ADVANCE	5D	32,464,579	27,818,182
		105,832,892	96,904,841
LESS : CURRENT LIABILITIES			
CURRENT LIABILITIES	6	114,697,425	107,737,348
CAUTION MONEY	7	55,162,647	51,402,647
		169,860,072	159,139,995
NET CURRENT ASSETS		(64,027,180)	(62,235,154)
		116,173,466	118,777,838

Notes on the Accounts

19


Schedules 1 to 19 and accounting policies form an integral part of accounts

As per report of even date attached

For Bandyopadhyay Associates
Chartered Accountants

T.K. Bandyopadhyay
T.K. Bandyopadhyay
(Proprietor)

05/11/2020



NARULA INSTITUTE OF TECHNOLOGY

T. K. Bandyopadhyay
Member

Attested

T. K. Bandyopadhyay
06/11/2020

Principal

NARULA INSTITUTE OF TECHNOLOGY
81, Nilgunj Road, Agarpara, Kolkata-109

NARULA INSTITUTE OF TECHNOLOGY UNIT OF NARULA EDUCATIONAL TRUST 81, NILGANJ ROAD, KOLKATA.			
INCOME & EXPENDITURE ACCOUNT FOR THE YEAR ENDED 31.03.2020			
INCOME	SCH NO	AMOUNT IN Rs	
		AS AT 31.03.2020	AS AT 31.03.2019
STUDENT FEES	8	310,552,446	305,398,368
HOSTEL ACCOUNT	9	7,744,366	7,417,030
CANTEEN ACCOUNT	10	910,944	(2,977,201)
INTEREST	11	752,337	784,477
OTHER INCOME	12	18,022,640	15,053,146
TOTAL INCOME :-		337,982,733	325,675,820
EXPENDITURE			
STAFF COSTS	13	164,466,151	138,733,427
ACADEMIC EXPENSES	14	37,664,582	38,477,126
UTILITIES AND SERVICES	15	10,559,694	10,804,748
OFFICE AND GENERAL	16	9,086,980	16,469,277
FINANCE CHARGES	17	66,979	1,646,587
DONATION		-	-
DEPRECIATION	3	23,258,907	18,612,759
TOTAL EXPENDITURE :-		245,103,293	224,743,924
EXCESS OF INCOME OVER EXPENDITURE		92,879,440	100,931,896
NET SURPLUS TRF. TO RESERVE & SURPLUS A/C		92,879,440	100,931,896

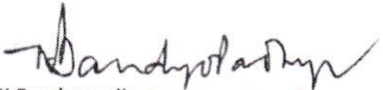
Notes on the Accounts


19

Schedules 1 to 19 and accounting policies form an integral part of accounts

As per report of even date attached

For Bandyopadhyay Associates
Chartered Accountants


T.K. Bandyopadhyay
(Proprietor)



NARULA INSTITUTE OF TECHNOLOGY


Member

Attested


Principal

NARULA INSTITUTE OF TECHNOLOGY
81, Nilgunj Road, Agarpara, Kolkata-109

NARULA INSTITUTE OF TECHNOLOGY
81, NILGANJ ROAD, KOLKATA.
(UNIT OF NARULA EDUCATIONAL TRUST)
20 B.T ROAD, KOLKATA

SCHEDULES ANNEXED TO AND FORMING PART OF BALANCE SHEET

PARTICULARS	AMOUNT IN Rs.	
	AS AT 31.03.2020	AS AT 31.03.2019
SCHEDULE 1		
Capital Fund - Narula Educational Trust		
Opening Balance	118,777,838	84,190,256
Add: Introduced during the year	110,203,166	127,781,626
Less: Withdrawal / Adjusted during the year	205,686,978	194,125,940
Add: Reserve & Surplus transferred to capital a/c	92,879,440	100,931,896
	116,173,466	118,777,838
SCHEDULE 2		
RESERVES & SURPLUS		
Opening Balance		
Add: Surplus During The year	92,879,440	100,931,896
	92,879,440	100,931,896
Less: Transferred to capital A/C	92,879,440	100,931,896
	-	-
	92,879,440	100,931,896
SCHEDULE 4		
CAPITAL ADVANCE		
Ultra Tech Cement Ltd	15,000	15,000
Test Master	41,335	41,335
Ln Wrench	46,000	46,000
Gaurishankar Bihani	-	6,414
SSS Tiles Square (India) P.Ltd.	150,004	150,004
Trident Techlabs P.Ltd.	-	466,100
ACC Ltd	107,100	-
	359,439	724,853
SCHEDULE 5		
CURRENT ASSETS, LOANS & ADVANCES		
A. CASH & BANK BALANCES		
Cash In Hand (as certified)	1,553,552	2,635,160
Cash Seized by Income Tax Dept.	4,000,000	4,000,000
Cash at Bank	5,553,552	6,635,160
Hostel UCO Bank	2,575,311	3,241,759
AXIS Bank - Collection A/C	488,987	472,196
AXIS Bank - (NIT- DAE-BRNS A/C)	10,947	12,918
AXIS Bank - NIT-ICCIA SEMINAR	23,859	23,040
SBI Collection	1,751,832	1,672,355
SBI (CSI A/C 34740953550)	27,629	26,709
SBI (Escrow A/C 34037009838)	215,334	1,700,223
Bank of Baroda (TEQIP-II)	27,468	26,739
BOB-NIT A/C CORPUS FUND	3,464,549	3,350,378
BOB-NIT A/C MAINTENANCE FUND	3,461,518	3,347,448
BOB-NIT A/C STAFF DEV FUND	3,503,781	3,388,317
BOB-NITA/C EQUIPMT. REPL.	3,464,549	3,350,378
AXIS Bank S/b A/c	769,775	743,342
AXIS Bank Caution Money A/c	218,046	183,578
SBI (Canteen A/C 34474191537)	493,103	40,108
SBI (Expences A/C 34036959123)	2,620,305	(683,632)
SBI (Seminar A/C 35171091889)	51,909	50,181
SBI (Examination A/C 35363224101)	7,566,444	9,570,006
SBI (DST-FIST A/C 37560559171)	4,487,902	4,351,250
SBI (ICCACCS A/C 37994235245)	23	138,460
SBI ICFTAE - 2020 (39053815583)	344,734	-
	35,568,005	35,005,753
B. INVESTMENT		
Fixed Deposit		
Opening Balance	483,288	12,398,853
Add: Interest Accrued	5,294	20,528
Less: TDS Deducted from interest	1,560	1,355
Less: Withdrawn During the Year	-	11,934,738
	487,022	483,288
C. FEES RECEIVABLE		
Sundry College Fees Receivable	30,629,334	25,903,958
Hostel Fees Receivable	1,130,400	1,058,500
	31,759,734	26,962,458
D. LOAN & ADVANCE		
Advance to Suppliers	751,621	271,125
Advance to Staff & Others	22,918,679	18,483,986
Security Deposit	4,367,946	5,303,146
Sundry Receivable	4,426,333	3,257,170
Grants Receivable	-	403,225
Prepaid Expenses	32,464,579	99,530
	105,832,892	96,904,841



Attested
[Signature]
Principal

NARULA INSTITUTE OF TECHNOLOGY
81, NILGANJ ROAD, KOLKATA.
(UNIT OF NARULA EDUCATIONAL TRUST)
20 B.T ROAD, KOLKATA

SCHEDULES ANNEXED TO AND FORMING PART OF BALANCE SHEET

PARTICULARS	AMOUNT IN Rs.	
	AS AT 31.03.2020	AS AT 31.03.2019
SCHEDULE 6		
CURRENT LIABILITIES & PROVISIONS		
A. Sundry Creditors		8,535,285
B. Other Liabilities	5,352,433	
TDS Payable		
Fees Received in advance	22,660	(32,402)
Hostel fees received in advance	82,121,147	73,990,773
Liabilities for Expenses	3,784,280	2,455,750
Sundry Payable	2,813,342	3,673,817
Liability Reimbursable	40,000	
Security Deposit	4,902,669	3,871,632
Student Scholarship	4,000	
	1,210,430	1,843,330
Grant A/C	94,898,528	85,742,900
Grant from TEQIP Project		
Reserve for Equipment Replacement Fund	25,585	25,585
Opening Balance		
Add: Interest During the year	2,578,138	2,453,814
Add: Reserve for this year	114,171	124,324
Reserve for Staff Development Fund	2,692,309	2,578,138
Opening Balance		
Add: Interest During the year	2,616,077	2,490,344
Add: Reserve for this year	115,464	125,733
Reserve for Equipment Maintenance Fund	2,731,541	2,616,077
Opening Balance		
Add: Interest During the year	2,575,208	2,450,992
Add: Reserve for this year	114,171	124,216
Reserve for Corpus Fund	2,689,379	2,575,208
Opening Balance		
Add: Interest During the year	2,578,138	2,453,814
Add: Reserve for this year	114,070	124,324
Grants - in - Aid	2,692,208	2,578,138
Opening Balance		
Add: Grant Received during the year	3,086,017	2,491,590
Less: Utilization during the year	20,037,947	13,300,159
Less: Refund	19,339,515	12,705,732
	169,007	
	3,615,442	3,086,017
	114,697,425	107,737,348
SCHEDULE 7		
CAUTION MONEY		
Opening Balance	51,402,647	54,458,647
Received During The Year	9,890,000	10,615,000
Repaid During The Year	6,130,000	13,671,000
Closing Balance	55,162,647	51,402,647



Attested

(Signature)
08/09/2021

Principal
NARULA INSTITUTE OF TECHNOLOGY
81, Nilgunj Road, Agarpara, Kolkata-109

NARULA INSTITUTE OF TECHNOLOGY
81, NILGANJ ROAD, KOLKATA.
(UNIT OF NARULA EDUCATIONAL TRUST)
20 B.T ROAD, KOLKATA

SCHEDULES ANNEXED TO AND FORMING PART OF INCOME & EXPENDITURE ACCOUNT

PARTICULARS	AMOUNT IN Rs.	
	AS AT 31.03.2020	AS AT 31.03.2019
SCHEDULE 8		
STUDENT FEES		
Tuition Fees	301,157,821	288,493,743
Admission Fees	6,445,000	7,185,000
Library Fees	1,810,500	1,293,750
Library Fees + E Journal + Book Bank	4,051,500	4,490,000
Student Life Center Fees	922,625	787,875
Student Development Fees	2,974,500	3,138,500
Professional Training & Project Fees	4,324,000	4,491,000
Soft Skill Development Fees	1,390,000	6,717,000
Sports & Games	2,575,500	2,634,000
	325,651,446	319,230,868
Less: Scholarship/Freeship	15,099,000	13,832,500
	310,552,446	305,398,368
SCHEDULE 9		
HOSTEL ACCOUNT		
Hostel Fees	12,024,750	11,209,750
Hostel Admission Fees	434,000	375,000
Less :-		
Hostel Expenses	4,714,384	4,167,720
	7,744,366	7,417,030
SCHEDULE 10		
CANTEEN ACCOUNT		
Realisation of Food Cost	9,499,932	6,724,345
Less Canteen Expenses	8,588,988	9,701,546
	910,944	(2,977,201)
SCHEDULE 11		
INTEREST		
Interest on Savings Bank Account	747,043	763,949
Interest on Fixed Deposit	5,294	20,528
	752,337	784,477
SCHEDULE 12		
OTHER INCOME		
Alumni contribution for Development	504,000	413,000
Fund received from other agencies	705,000	515,000
Autonomy Examination Fees	4,003,940	4,023,885
Consultancy Fees	4,022,000	3,009,425
Other Income	8,787,700	7,091,836
	18,022,640	15,053,146
SCHEDULE 13		
STAFF COSTS		
Salaries, Honorarium etc.	163,209,122	137,247,352
Staff Welfare Expenses	1,257,029	1,486,075
	164,466,151	138,733,427
SCHEDULE 14		
Academic Expenses		
Journal and Periodicals	1,953,696	712,186
Counseling Expenses	43,000	285,368
Laboratory / Workshop Expenses	1,781,386	1,629,090
Research Activity	2,244,271	2,185,847
Less: Grants-in-Aid	1,891,551	2,185,847
Seed Money	523,000	427,000
E-Governance	2,776,477	1,266,648
Student Expenses	4,254,762	12,549,696
Expenditure towards interaction with industry	3,807,554	1,357,598
Registration & Affiliation fees	2,198,936	2,651,400
Seminar, Conference & Development	14,173,051	13,148,457
Consultancy Project expenses	477,525	353,695
Training & Development Prog.	5,322,475	4,053,448
Visiting & Inspection Expenses	-	42,540
	37,664,582	38,477,126
SCHEDULE 15		
UTILITIES AND SERVICES		
Electricity charges	5,467,948	5,562,343
Insurance Premium	68,768	35,160
Repairs & Maintenance	3,247,801	3,474,677
Internet Charges	1,628,400	1,628,400
Telephone Charges	146,777	104,168
	10,559,694	10,804,748
SCHEDULE 16		
OFFICE AND GENERAL		
Advertisement Expenses	218,127	5,980,564
Fuel & Lubricants	485,874	745,525
Postage & Stamps	174,790	635,492
Rent	2,818,160	2,714,090
Travelling & Conveyance Exps.	3,887,910	4,678,005
Auditor Fees	9,000	3,000
Legal & Professional Charges	530,664	181,219
Printing & Stationary	951,145	1,515,146
Rates & Taxes	11,310	16,236
	9,086,980	18,469,277
SCHEDULE 17		
FINANCE CHARGES		
Bank Charges & Commission	65,065	62,737
Interest on OD Loan	1,914	1,583,850
	66,979	1,646,587

Attested

[Signature]
Principal

NARULA INSTITUTE OF TECHNOLOGY
81, Nilgunj Road, Agarpara, Kolkata-109




NARULA INSTITUTE OF TECHNOLOGY
81, NILGUNJ ROAD, AGARPARA, KOLKATA - 700 109
(A UNIT OF NARULA EDUCATIONAL TRUST)
20, B.T.ROAD, KOLKATA - 700002

SCHEDULE OF FIXED ASSETS ANNEXED TO AND FORMING PART OF THE BALANCE SHEET AS AT 31.03.2020

SCHEDULE - 3

DESCRIPTION OF ASSETS	GROSS BLOCK				RATE	DEPRECIATION				NET BLOCK		
	AS AT 01.04.2019	ADDITION UPTO 30.09.2019	ADDITION AFTER 30.09.2019	DISPOSED OFF		AS AT 31.03.2020	AS AT 01.04.2019	UPTO 30.09.2019	AFTER 30.09.2019	TOTAL	AS AT 31.03.2020	AS AT 31.03.2019
Advance Communication Lab	1,339,939	-	-	-	1,339,939	15%	1,187,634	22,846	-	1,210,480	129,459	152,305
Aquaquad	93,080	30,650	10,476	-	134,206	15%	35,314	13,262	786	49,362	84,844	57,766
Building	227,129,730	35,216,539	-	-	262,346,269	10%	128,642,618	13,370,365	-	142,012,983	120,333,286	98,487,112
Chemistry Lab Equipments	946,290	-	-	-	946,290	15%	632,299	47,099	-	679,398	266,891	313,990
Class Room Equipments	941,636	-	1,562,650	-	2,504,286	15%	845,254	14,457	15,706	875,417	1,628,869	96,382
Computer	49,601,720	3,621,231	386,411	-	53,609,362	40%	45,576,799	3,058,461	77,282	48,712,542	4,896,820	4,024,921
Cycle	10,399	-	-	-	10,399	15%	6,646	563	-	7,209	3,190	3,753
Civil Eng. Lab Equipments	4,089,086	-	-	-	4,089,086	15%	2,992,867	164,433	-	3,157,300	931,786	1,096,219
Electrical Lab Equipments	5,730,357	61,785	208,187	-	6,000,329	15%	4,022,382	265,464	15,614	4,303,460	1,696,869	1,707,975
Electricals Fittings	11,447,211	268,622	139,986	-	11,855,819	15%	9,174,965	381,130	10,499	9,566,594	2,289,225	2,272,246
Electronics Lab Equipments	12,673,825	466,100	376,420	-	13,516,345	15%	10,962,207	326,658	28,232	11,317,097	2,199,248	1,711,618
Electronics & Instrumentation Lab Equipments	3,140,481	-	193,898	-	3,334,379	15%	2,016,556	168,589	14,542	2,199,687	1,134,692	1,123,925
Furniture & Fixture	26,322,228	961,204	1,309,389	-	28,592,821	10%	14,580,602	1,270,283	65,469	15,916,354	12,676,467	11,741,626
Language lab	1,504,555	-	190,000	-	1,694,555	15%	1,237,307	40,087	14,250	1,291,644	402,911	267,248
Software & Licence Fees	3,697,203	-	-	-	3,697,203	40%	3,545,551	60,661	-	3,606,212	90,991	151,652
Library Books	21,310,167	41,538	335,850	-	21,687,555	40%	21,002,134	139,828	67,170	21,209,132	478,423	308,033
Machineries and Tools	243,027	-	-	-	243,027	15%	220,933	3,314	-	224,247	18,780	22,094
Microwave Laboratory	143,880	-	-	-	143,880	15%	134,349	1,430	-	135,779	8,101	9,531
Motor Car	2,177,670	-	-	-	2,177,670	15%	1,226,342	142,699	-	1,369,041	808,629	951,328
Office Equipments	15,030,569	384,048	240,118	-	15,654,735	15%	7,422,140	1,198,872	18,009	8,639,021	7,015,714	7,608,429
Physics Lab Equipments	2,131,796	-	-	-	2,131,796	15%	1,315,764	122,405	-	1,438,169	693,626	816,031
Workshop Equipments	14,323,764	993,442	-	-	15,317,206	15%	2,373,321	1,941,583	-	4,314,904	11,002,302	11,950,443
Sports Equipments	485,706	-	1,140	-	486,846	15%	288,739	29,545	86	318,370	168,476	196,967
Equipment for Research And Development	3,457,227	674,016	16,773,948	-	20,905,191	0%	-	-	-	-	20,905,191	3,457,227
Equipment for Research & development	-	-	1,963,034	-	1,963,034	15%	-	-	147,228	147,228	1,815,806	-
Fixed Asset of TEQIP Project	7,745,755	-	-	-	7,745,755	0%	-	-	-	-	7,745,755	7,745,755
Total	415,717,300	42,719,175	23,691,507	-	482,127,982		259,442,723	22,784,034	474,873	282,701,630	199,426,352	156,274,577
Less: Grant/Fund	11,202,982	-	-	-	28,650,946		-	-	-	-	28,650,946	11,202,982
	404,514,318	-	-	-	453,477,036		-	-	-	-	170,775,406	145,071,595
Capital Work In Progress	35,216,539	7,611,082	1,454,713	35,216,539	9,065,795		-	-	-	-	9,065,795	35,216,539
Grand Total	439,730,857	-	-	-	462,542,831		-	-	-	-	179,841,201	180,288,134



Attested

(Signature)
05/09/2021

Principal
NARULA INSTITUTE OF TECHNOLOGY
81, Nilgunj Road, Agarpara, Kolkata-109